

Total Environmental Alignment (TEA) Scorecard®

Introduction


This **TEA Scorecard®** provides a straightforward and reliable criteria scoring system to assess any space, its occupants, and the surrounding environment under the Feng Shui lens. The TEA Scorecard® (TEA is Feng Shui) is a structured guide whose content is divided into four sections, helping guide the TEA practitioner through each aspect of a house. By employing this TEA Scorecard®, one can achieve a balanced and harmonious living environment to enhance and fulfill the deserving potential of one's life.

Use the following figures and diagrams to help assess the elemental characteristics of the house and homeowner.

Element



Shape & Color



Number

6, 7	1	3, 4	9	2, 5, 8
------	---	------	---	---------

Lucky Directions Chart

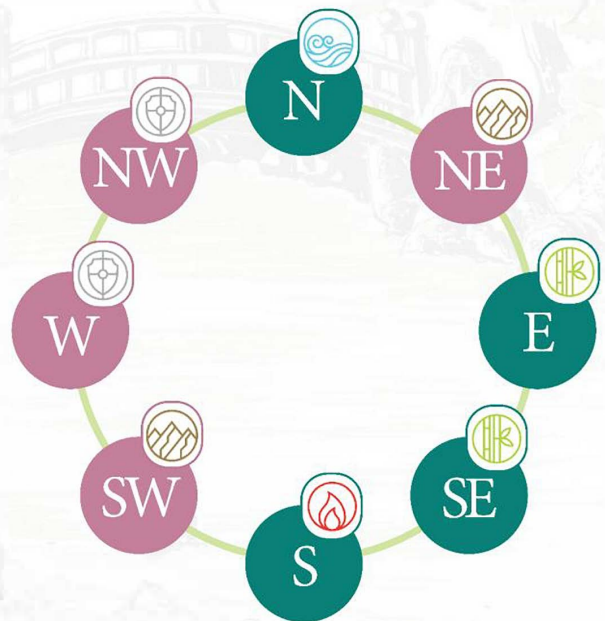
Match the following chart with the resulting **Kua numbers** from above for the homeowner and spouse.

This chart helps determine a person's lucky directions, corresponding elements, East / West Group assignment, etc.

Note: Taking full advantage of the lucky direction influence requires that a person's back most often faces one of their four lucky directions when sitting. When lying down to sleep, make sure that the top of the head also points toward one of the four lucky directions. See section *Compass School: For Occupants Only* for more information and use.

EAST Lucky Directions: East, Southeast, North, South

WEST Lucky Directions : West, Northwest, Southwest, Northeast



Instructions

The TEA Scorecard arranges the rating criteria in a work-flow manner to facilitate evaluating any living and working environment.

Begin the evaluation by gathering and recording the homeowner's and their spouse's information (if applicable) in the **Client Information** section below. Then continue the assessment by surveying each sector and feature of the residence in the **Form School** sections, starting with the exterior and continuing to the space's interior. Next, score the **Additional Consideration** section, examining the element relationship between the residence and its six scoring criteria. After that, evaluate the element relationship between the homeowner and the dwelling in the **Compass School** section. Finally, add all the positive and negative scores within each section and record the **Total TEA Score** and the **TEA Scorecard® Ranking**.



Client Information

Homeowner's Name _____	Consultation Date _____
Address Line 1 _____	House Number _____ = _____
Address Line 2 _____	Group (East/West) _____
Location Orientation _____	Element _____
Homeowner's Birthday _____	Kua # _____
Element _____	Group (East/West) _____
Spouse's Birthday _____	Kua # _____
Element _____	Group (East/West) _____
Homeowner's Email _____	

Use the following notes to help with the TEA Scorecard assessment:

Notes:

- * Dragon Side: The left-hand side when standing at the front door facing to the outside.
- * Tiger Side: The right-hand side when standing at front door facing to the outside.
- * Wealth, Romance, Commanding Corner: The diagonal corner across from room entry / door.
- * The facing side and seating side are not necessarily the same as the front side and back side.
- * Element hierarchy of a particular item: **Color > Orientation > Material > Shape > Number**

TEA SCORECARD* – FORM SCHOOL: EXTERIOR

A. Dragon / Tiger Side – Seating / Facing Side

1. Dragon Side* is more prominent than the Tiger Side	+ 2
2. Driveway and garage are located on the Tiger Side*	+ 2
3. Facing side* is low and open	+ 4
4. Seating side* is high, solid, and protective	+ 4
Add All +'s Together:	

B. Front Door – Qi path from the Outside

1. Walkway leading to the front door (circle one)	---
1.1. Walkway is curved (not in a straight line)	+ 4
1.2. Walkway is in a straight line or makes sharp turns	- 2
1.3. Walkway leading to the front door slopes / angles down (straight walkway)	- 2
2. Front door faces upward sloping land [-4] ¹ / sharp downward sloping land [-2] ¹	- 4 ¹
3. Front door is prominent, bright, and inviting (if Yes, go to B3.1; if No, go to B3.2)	+ 5
3.1. Front door light is always on during the night	+ 2
3.2. Front door light is always on during the day and night	+ 4
4. Area in front and adjacent to the front door is open, clean, and free of clutter	+ 3
5. Front door is stable, functional, and in good condition	+ 3
6. Front door is at an angle to the rest of the house	- 3
7. Sharp corner or tall vertical object (<i>Sha Qi</i>) faces the front door	- 4
8. Front door faces the neighbor's front door, garage door, or driveway	- 2
Add All +'s and -'s Individually:	
Add + and - Together:	

C. Landscaping

1. Front yard lawn and bushes are clean and well-trimmed	+ 2
2. Front yard trees are lower than backyard tree	+ 5
3. Backyard trees are tall and protective	+ 2
4. Fruit trees (if present) are located in the back yard (not in the front yard)	+ 2
5. Trees, shrubs, fences, or neighboring walls are too close to the house	- 2
6. Fence is higher than the house	- 3
7. Trees block light from entering the master bedroom	- 2
8. Vines cover the house walls	- 2
Add All +'s and -'s Individually:	
Add + and - Together:	

D. General Shape / Layout of the House and Lot

1. Lot shape and house placement	---
1.1. Lot shape is square or rectangular	+ 2
1.2. Lot shape back width is larger than its front width (trapezoid-shaped lot)	+ 2
1.3. Lot shape depth is larger than its width	+ 2
1.4. House sits at the front of the lot	+ 2
1.5. House sits at the back of the lot	- 2
1.6. Lot shape is triangular or pie-shaped	- 2
2. Rectangular house shape (D1.1) matches the shape and orientation of the lot	+ 2
3. House floor level is higher than the front street	+ 4
4. House height (roof) is in line with the height of neighboring houses	+ 2
5. Neighboring houses or buildings overshadow the house	- 2
6. House is built on stilts	- 3
Add All +'s and -'s Individually:	
Add + and - Together:	

TEA SCORECARD* – FORM SCHOOL: EXTERIOR

E. Neighborhood

1. House is located in a cul-de-sac (circle one)	---
1.1. House is located at the entrance of a cul-de-sac	- 1
1.2. House is located at the center of a cul-de-sac	- 2
1.3. House is located at the end of a cul-de-sac	- 3
2. Dead-end, T-, V-, or Y-shaped street is directly in front of the house	- 5
3. House is built inside of a curved (arch-shaped) street	+ 3
4. A curved (U-shaped) street cuts the front of the house (curved blade)	- 5
5. A curved (U-shaped) street cuts the back of the house (curved blade)	- 4
6. House is next to a cemetery, church, hospital, funeral parlor, etc.	- 4
7. House is built over an old cemetery or burial ground	- 5
8. House is near a dumpsite or high-tension power lines	- 4
9. House is on the top of a hill	- 3
10. House is built on a steep slope	- 3
11. House is built in a flooding area	- 3
12. Public sewage line passes under the house	- 4

Add All +'s and -'s Individually:

Add + and - Together:

F. Water Features (Swimming Pools, Fountains, etc.)

1. House has a natural water feature (if Yes, go to F3; if No, go to F2)	+ 2
2. House has an artificial running water feature (if Yes, go to F3; if No, go to F4)	---
3. Water feature is located on the facing side (if Yes, go to F3.1; if No, go to F3.2)	+ 3
3.1. Water feature is located on the facing side and Dragon Side	+ 2
3.2. Water feature is located on the seating side and Dragon Side (if No, go to F3.3)	+ 1
3.3. Water feature is located on the side of the house only – Dragon Side	+ 2
3.4. Water feature is located on the side of the house only – Tiger Side	- 1
4. A running river located on the facing side of the house	+ 3
5. A running river located on the seating side of the house	- 3

Add All +'s and -'s Individually:

Add + and - Together:

G. House Number

1. House number adds up to numbers: 1 [+1] ² , 4 [+0] ² , 6 [+2] ² , or 8 [+3] ² (lucky)	+ 2 ²
2. House number adds up to numbers: 3 or 7 (unlucky)	- 1
3. House number adds up to numbers: 2 or 5 (most unlucky)	- 2
4. House number adds up to number 9 (too powerful)	- 2

Add All +'s and -'s Individually:

Add + and - Together:

H. Additional Enhancements and Afflictions

1. Enhancements (Exterior and Interior):	
2. Afflictions (Exterior and Interior):	

Add All +'s and -'s Together:

Total Exterior Score $\Sigma_{A-H} =$

TEA SCORECARD* – FORM SCHOOL: INTERIOR

A. Front Door / Vestibule – Inside

1. Staircase directly faces (leads to) the front door	- 5
2. Mirror faces directly to the front door	- 4
3. Exposed beam is located inside and above the front door (2 - 4 ft from the door)	- 3
4. Back door (patio / backyard) is aligned with the front door	- 3
5. Back window (large) faces the front door (straight shot)	- 2
6. Fireplace faces directly to the front door	- 3
7. Front door faces any bedroom door	- 2
8. Kitchen or bathroom door faces directly to the front door	- 3
9. Bathroom is located directly above the vestibule	- 4

Add All -'s Together:

B. Kitchen

1. Cooktop placement (circle one)	---
1.1. Cooktop is placed against a solid wall	+ 5
1.2. Cooktop is placed on an island	- 4
1.3. Cooktop is placed under a window	- 2
2. Cooktop and sink placement (circle one)	---
2.1. Cooktop and sink have a 90° relationship	+ 5
2.2. Cooktop is directly across (facing) the sink	- 5
2.3. Cooktop and sink are side-by-side	+ 2
2.4. Cooktop is across (facing), but offset from the sink	+ 1
3. Space above upper kitchen cabinets (circle up to two)	---
3.1. Space above cabinets is covered, decorated, or lit	+ 4
3.2. Space above refrigerator is covered, decorated, or lit	+ 2
3.3. Space above cabinets and refrigerator is open	- 4
4. When cooking, the owner's back faces the kitchen door	- 2
5. Cooktop is visible from the front door	- 2
6. Kitchen is placed in the center of the house	- 4

Add All +'s and -'s Individually:

Add + and - Together:

C. Master Bedroom

1. Master bedroom is located on the seating side of the house	+ 2
2. Master bedroom is located on the Dragon Side of the house	+ 2
3. When laying down on the bed, the bedroom door is diagonally visible	+ 5
4. Bedroom door directly faces the bed	- 4
5. Romance Corner* is well protected and activated	+ 5
6. Bed's headboard rests against a solid wall	+ 4
7. Window is directly behind the bed's headboard	- 4
8. Bedroom ceiling is flat	+ 4
9. Bedroom has a coffered, domed, or vaulted ceiling above the bed	- 4
10. Sharp angle in the ceiling or exposed beam(s) is / are located directly above the bed	- 5
11. Windows placed (cross) on both sides of the bed	- 4
12. Mirror or television faces directly against the bed	- 5
13. Ceiling fan placed directly above the bed	- 3
14. Bathroom door faces the bed	- 3
15. Plumbing wall is located directly behind the bed's headboard	- 3
16. Excessive electronics clutter the bed's nightstands	- 3

Add All +'s and -'s Individually:

Add + and - Together:

TEA SCORECARD* – FORM SCHOOL: INTERIOR

D. Living Room

- 1. Living room floor is all at same level (no floor level change) + 2
- 2. Wealth Corner* is well protected, activated, and bright + 5
- 3. Living room space is open (includes ceiling height) + 4
- 4. Furniture divides the living room - 2
- 5. Sharp angle in the ceiling, a beam, or ceiling fan is placed above the seating area - 2

Add All +'s and -'s Individually:

Add + and - Together:

E. Dining Room

- 1. The middle of the dining table is decorated with fresh / faux fruit [+2]³, flowers [+1]³ + 2³
- 2. Mirror in dining room faces the table centerpiece + 2
- 3. Dining table is long and narrow (e.g., banquet table) - 2
- 4. Dining tabletop is made out of glass / shiny material - 2

Add All +'s and -'s Individually:

Add + and - Together:

F. Home Office

- 1. Desk is located in the Power Corner* + 3
- 2. When sitting behind the desk, the door is diagonally visible + 2
- 3. Office door is directly in front or next to the desk - 1
- 4. When sitting behind the desk, the homeowner's back faces the door - 2
- 5. Solid wall is directly behind the desk chair + 2
- 6. Window is directly behind the desk chair - 2
- 7. Desk is in a direct line between the office door and a window - 1
- 8. Desk is placed diagonally in a corner of the office space - 1
- 9. Ceiling fan is placed directly above the office chair / desk - 3
- 10. Sharp angle in the ceiling or exposed beam(s) is / are located directly above the desk - 2
- 11. Open shelves, bookshelves, and books are placed in direct line to the desk - 2

Add All +'s and -'s Individually:

Add + and - Together:

G. General House – Interior

- 1. Live plants (with broad leaves) decorate the space (no wilting foliage) + 2
- 2. Kitchen and bathroom(s) are located on the seating side of the house (private spaces) + 2
- 3. Freestanding columns are rounded and not square or sharp-edged + 4
- 4. One or more skylights are located inside of the house - 4
- 5. Two or more doors are in a row - 2
- 6. Two doors face directly to each other - 1
- 7. Door is located at the end of a long corridor - 2
- 8. House floor plan is odd-shaped - 4
- 9. Mirror faces against the stairs - 4
- 10. Staircase, bathroom, or storage room is placed in the center of the house - 4

Add All +'s and -'s Individually:

Add + and - Together:

H. Additional Enhancements and Afflictions

- 1. Enhancements (Exterior and Interior):
- 2. Afflictions (Exterior and Interior):

Add All +'s and -'s Together:

Total Interior Score $\Sigma_{A-H} =$

Additional Consideration: Compass School for House Only

Methodology

Evaluate the 6 scoring items based on the 4 scoring criteria according to the element of the house's seating direction.

House Element

From its seating direction

Element Comparison Scoring Criteria

- A. Match + 1
- B. Enhance / Produce + 2
- C. Exhaust / Reduce - 1
- D. Dominate - 2

⁴Note: The Total Additional Consideration Score shown on this page depicts if this evaluation enhances or depletes the house's Form School score. This evaluation benefits the house if the total score is positive (+). If the score is negative (-), this evaluation adversely affects the house.



EXTERIOR LAYOUT

predominant

A. + 1 B. + 2 C. - 1 D. - 2

e.g., brick = earth; siding = wood

A. + 1 B. + 2 C. - 1 D. - 2

from elevation - front view

A. + 1 B. + 2 C. - 1 D. - 2

predominant landscaping color from flowers, plants, fruits, etc.

A. + 1 B. + 2 C. - 1 D. - 2

reduced to a single digit

A. + 1 B. + 2 C. - 1 D. - 2

lucky quadrants inside the house

Yes + 2 No - 2

Add All +'s and -'s Individually

Add + and - Together:

Total Exterior Score

Total Interior Score

Total Form School Score

Total Additional Consideration Score⁴

$$\text{Total Exterior Score} + \text{Total Interior Score} = \text{Total Form School Score} + \text{Total Additional Consideration Score} = \dots$$

FORM SCHOOL HOUSE SCORE
Collect and record scores above

Total House Only Score

$\Sigma =$

Compass School for Occupants Only

Methodology

Evaluate the 17 scoring items based on the 4 scoring criteria according to the homeowner's personal element (determined by their Kua number) and the element of the house's seating direction.

House & homeowner's groups match (see **Client Information**)

Yes	+ 2	No	- 2
------------	------------	-----------	------------

Element Comparison Scoring Criteria

A. Match	+ 1 / + 2
B. Enhance / Produce	+ 2 / + 4
C. Exhaust / Reduce	- 1 / - 2
D. Dominate	- 2 / - 4

Personal Element

From homeowner's Kua number

Kua # =

EXTERIOR LAYOUT

1. House Seating Direction
as determined in the Form School Section

A. + 1	B. + 2	C. - 1	D. - 2
---------------	---------------	---------------	---------------

2. House Exterior Color
predominant

A. + 1	B. + 2	C. - 1	D. - 2
---------------	---------------	---------------	---------------

3. House Exterior Material
e.g., brick = earth; siding = wood

A. + 1	B. + 2	C. - 1	D. - 2
---------------	---------------	---------------	---------------

4. House Shape
from elevation - front view

A. + 1	B. + 2	C. - 1	D. - 2
---------------	---------------	---------------	---------------

5. House Landscaping
predominant color from flowers, fruits, etc.

A. + 1	B. + 2	C. - 1	D. - 2
---------------	---------------	---------------	---------------

6. House Number
reduced to a single digit

A. + 1	B. + 2	C. - 1	D. - 2
---------------	---------------	---------------	---------------

7. Front Door Color
predominant exterior color

A. + 1	B. + 2	C. - 1	D. - 2
---------------	---------------	---------------	---------------

INTERIOR LAYOUT

8. Front Door
from front door location orientation in the overall floorplan

A. + 2	B. + 4	C. - 2	D. - 4
---------------	---------------	---------------	---------------

9. Kitchen Cooktop
from owner's back-pointing direction when cooking

A. + 2	B. + 4	C. - 2	D. - 4
---------------	---------------	---------------	---------------

10. Master Bedroom
from owner's head-pointing direction when sleeping

A. + 2	B. + 4	C. - 2	D. - 4
---------------	---------------	---------------	---------------

11. House Interior Color
determined by predominant wall color

A. + 2	B. + 4	C. - 2	D. - 4
---------------	---------------	---------------	---------------

12. House Interior Material
determined by floor material (e.g., marble = earth; wood floor)

A. + 2	B. + 4	C. - 2	D. - 4
---------------	---------------	---------------	---------------

13. BONUS - Front Door Location
located in homeowner's lucky directions - see **Client Information**

Yes	+ 1	No	- 1
------------	------------	-----------	------------

14. BONUS - Kitchen Location
located in homeowner's lucky directions - see **Client Information**

Yes	+ 1	No	- 1
------------	------------	-----------	------------

15. BONUS - Master Bedroom Location
located in homeowner's lucky directions - see **Client Information**

Yes	+ 1	No	- 1
------------	------------	-----------	------------

16. BONUS - Bathroom Location
located in homeowner's unlucky directions - see **Client Information**

Yes	+ 2	No	- 2
------------	------------	-----------	------------

17. BONUS - Cooktop Location Inside of the Kitchen Space
located in one of the primary cook's unlucky quadrants - see **Client Information**

Yes	+ 2	No	- 2
------------	------------	-----------	------------

⁵**Note:** The **Compass School Score** shown on this page depicts if this evaluation enhances or depletes the homeowner. Compass School benefits the homeowner if the total score is positive (+). Compass School affects the homeowner adversely if the score is negative (-).

Add All +'s and -'s Individually

Total Occupant Score⁵
Add + and - Together:

Σ =	

Total TEA Score


Methodology

In order to determine the house's Total TEA Score, transfer the totals from the Total House Only Score, and the Total Occupant Score from the previous pages to the spaces provided below.

The Total House Only Score determines the score of the building without the influence of the homeowner. The Total Occupant Score determines the score created by the relationship between the house and the homeowner.

The summation of the two scores yields a Total TEA Score. Use the TEA Scorecard® Ranking (on the right) to establish the Feng Shui quality of the house with its homeowner.

Total House Only Score	<input type="text"/>
	+
Total Occupant Score	<input type="text"/>
	=
Total TEA Score	<input type="text"/>
	▼
TEA Scorecard® Ranking	<input type="text"/>



TEA SCORECARD® RANKING